



## LogmeOnce Overview – Cloud Dashboard

Document Type:	<b>LogmeOnce FAQs Series</b>
Document Version:	1.0
Date:	December 28 <sup>th</sup> , 2012
Website:	<a href="http://LogmeOnce.com">http://LogmeOnce.com</a>



## **Centralized Dashboard...!**

**Secure access to all of your web accounts from one location**

# How does LogmeOnce Cloud Dashboard work?

With a single click securely access your entire web accounts from LogmeOnce centralized Dashboard. Here is how LogmeOnce saves time and effort while providing military-grade security for you;


- Save time & avoid opening new tabs to access each web account
- Save time & avoid entering user name and password
- Avoid entering passwords which may be weak or vulnerable to key loggers
- Avoid hackers by using strong passwords from LogmeOnce password calculator
- Save time & Single Sign-On (SSO) to your Apps with one click

LogmeOnce dashboard offers simple user friendly **password manager & password recovery** access for each user to their unique web site which entails a list of all of their applications, with security protection behind each Application icon. Simply click the icon of your desired Application, and you are logged in without the need to enter a username and password each time. Your security credentials for each Application are individually secured and encrypted with your unique encryption key, that only you are aware of.

The screenshot displays the LogmeOnce Cloud Dashboard interface. At the top, there is a navigation bar with options like 'Cloud Dashboard', 'Applications', 'My Profile', and 'Logout'. Below this, the dashboard is divided into several sections: 'Personal Information' (showing user details for Kate Smith), 'Improve Your Friends' Security', 'Referral Bonus', and 'Strength' (password strength and profile completeness indicators). A central navigation bar includes categories like 'My Cloud', 'Favorites', 'Work', 'School', 'Social', 'Family', 'Finance', and 'Travel'. The main area features a search bar and a grid of application icons, including Amazon, American Eagle Outfitters, American Girl, Bed Bath & Beyond, Best Buy, Big Fish Games, bit.ly, Craigslist, Dell, Digg, Drupal, Facebook, Food Network, Forbes, F21, Forever 21, Greyhound.com, Groupm, Home Depot, J.C. Penney, J.Crew, KLM, LinkedIn, Lowe's, Match.com, MLB, Netflix, Newegg, NHL.com, NPR: National Public Radio, ooVoo, Overstock, PayPal, Reddit, REI, Salesforce, Singapore Airlines, Sony Store, Southwest Airlines, Stack TV, Staples, Target, Thai Airways, Tumblr, Twitter, and USPS. Below the grid, a 'Follow 4 easy steps to add an App' section provides a step-by-step guide: Step 1: Add App (Click on 'Add App' button); Step 2: Search Our Apps Catalog (Search to find desired App); Step 3: Enter Account Details (Confirm App, authentication, user name and password); Step 4: Save & Start Using (Click on 'Save' and start using Single Sign-On to access your App). A final box indicates 'To Add more apps Repeat steps 1 to 4'. The footer contains copyright information for 2011-2013 LogmeOnce.com.


LogmeOnce Dashboard contains four primary widgets. Click on each widget to gain access to related information;

1. Widget 1 - Personal Information
2. Widget 2 – Improve your Friends’ Security, Rewards, Sweepstakes
3. Widget 3 – Referral Bonus
4. Widget 4 – Session, Strength, Security Tip, Productivity Chart



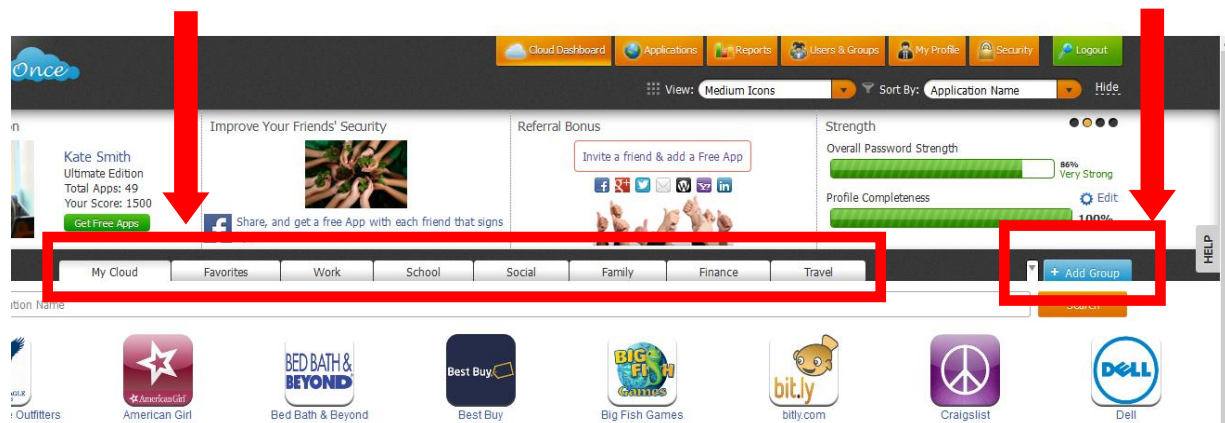
- **Widget 1** – Contains information about your profile, number of Apps you have installed, or your total security score and comparison to current leader
- **Widget 2** – Help to inoculate your friends’ weak passwords...! You may easily send your invitations, and share it on your Facebook. This helps to improve your friends’ security posture, build a stronger security layer and protect their login credentials.
- **Widget 3** – Referrals have its benefits. LogmeOnce rewards you in multiple ways to invite your friends. We encourage you to be more secure, proactive to improve your security posture, use strong password, and get rewarded. See sweepstakes rules and policy.
- **Widget 4** – Session, Strength, Security Tip, Productivity Chart, and more to come soon.

On the top row, you see several orange tabs which will provide you access to your “Cloud Dashboard, Applications, Reports, Users and Groups, My Profile, and Security”. Click on the “Logout” button to close LogmeOnce and depending on your browser, you can automatically log out of all of your Apps. There is no longer a need to log out each App individually.



Applications Group”: You may group your Apps for simplicity, ease of access or organization. For example you may group everything related to your travel to Las Vegas under “Travel”, which may include hotels, airline ticket purchase, rental care, cruise ticket purchase, and etc.

Similarly, you may group all business activities under business, household bills and vendor together in one tab, or school related activities together. LogmeOnce makes it easy to gain access to your information, get the job done from one tab, and access all of your web accounts, securely and with confidence.




All of your Apps are nicely organized within the “Cloud Dashboard” as shown.

The screenshot displays the LogmeOnce Cloud Dashboard interface. At the top, there is a navigation bar with tabs for Cloud Dashboard, Applications, Reports, Users & Groups, My Profile, Security, and Logout. Below this, the dashboard is divided into several sections: Personal Information for user Kate Smith, a security improvement section, a referral bonus section, and a strength meter for password and profile completeness. A central navigation bar includes categories like My Cloud, Favorites, Work, School, Social, Family, Finance, and Travel. The main content area is a grid of application icons, with a red box highlighting the entire grid and a red arrow pointing to the left. The grid contains icons for various services such as Amazon, American Eagle Outfitters, American Girl, Bed Bath & Beyond, Best Buy, Big Fish Games, bit.ly, Craigslist, Dell, Digg, Drupal, Facebook, Food Network, Forbes, F21, Forever 21, Greyhound.com, Groupon, Home Depot, J.C. Penney, J.Crew, KLM, LinkedIn, Lowe's, Match.com, MLB, Netflix, Newegg, NHL.com, NPR: National Public Radio, ooVoo, Overstock, PayPal, Reddit, REI, Salesforce, Singapore Airlines, Sony Store, Southwest Airlines, Stack TV, Staples, Target, Thai Airways, Tumblr, Twitter, and USPS. At the bottom of the dashboard, there is a footer with copyright information and a 'My Cloud Dashboard' link.

Right from “Cloud Dashboard” you may carry out the following actions. Move your mouse cursor on the App, Right-click on your mouse to see the following menu as shown below;

- Edit,
- Share,
- Delete
- Copy User Name
- Copy Password



Show in the image below, on LogmeOnce “Cloud Dashboard” a section at the lower section of this page is dedicated to the following topics

- Easily add Apps
- Watch a video on how to add Apps
- See simple instruction on how to add an App

The screenshot displays the LogmeOnce Cloud Dashboard interface. At the top, there is a navigation bar with tabs for Cloud Dashboard, Applications, Reports, Users & Groups, My Profile, Security, and Logout. Below this, a user profile section for Kate Smith is visible, along with a security improvement tip and a referral bonus offer. A strength meter shows a 100% profile completeness. The main area features a search bar and a grid of application icons, including Amazon, American Eagle, American Girl, Bed Bath & Beyond, Best Buy, Big Fish Games, bit.ly, Craigslist, Dell, Digg, Drupal, Facebook, Food Network, Forbes, Forever 21, Greyhound.com, Groupm, Home Depot, J.C. Penney, J.Crew, KLM, LinkedIn, Lowe's, Match.com, MLB, Netflix, Newegg, NHL.com, NPR: National Public Radio, ooVoo, Overstock, PayPal, Reddit, REI, Salesforce, Singapore Airlines, Sony Store, Southwest Airlines, Stack TV, Staples, Target, Thai Airways, Tumblr, Twitter, and USPS. A red box highlights a 4-step guide to add an app, with a red arrow pointing to it from the right. The guide includes a video link and the following steps:

- Step 1: Add App**  
Click on "Add App" button.
- Step 2: Search Our Apps Catalog**  
Search to find desired App.
- Step 3: Enter Account Details**  
Confirm App, authentication, user name and password.
- Step 4: Save & Start Using**  
Click on "Save" and start using Single Sign-On to access your App.

To Add more apps  
Repeat steps 1 to 4

# Frequently Asked Questions (FAQs):

Visit LogmeOnce online support section to access additional support documents.  
<http://support.logmeonce.com/forums/21055833-tips-tricks>

## Innovation is Our Tradition

Our **Executive team** founders are recognized inventors of advanced security products that have reached global brand status.



### Copyright Notice

Copyright © 2011-2013 - LogmeOnce, Inc. All rights reserved. No part of this publication may be reproduced, transmitted, transcribed, stored in a retrieval system, or translated into any language, in any form or by any means, electronic, mechanical, photocopying, recording, or otherwise, without prior written permission from LogmeOnce. All copyright, confidential information, patents, design rights and all other intellectual property rights of whatsoever nature in and to any source code contained herein (including any header files and demonstration code that may be included), are and shall remain the sole and exclusive property of LogmeOnce Inc. The information furnished herein is believed to be accurate and reliable. However, no responsibility is assumed by LogmeOnce for its use, or for any infringements of patents or other rights of third parties resulting from its use.